



ONWARD RISE



VICTOR TAICHUNG

ONWARD RISE



SMART FACTORY 4.0

ONWARD RISE

To ensure a return on investment, OR Victor Taichung has invested considerably in setting up a distribution network in line with our global vision/ local touch approach for our sales and service support worldwide. In addition to our qualified exclusive dealers around the world, OR Victor Taichung has 7 overseas subsidiaries that provide our customers efficient after-sales service and technical support.



1



President

Bert M. H. Huang



“ The first Smart Factory in Taiwan’ s machine tool industry, aiming for high quality, high precision and high performance! ”

OR Victor Taichung seeks to be at the forefront of the global precision machinery industry by staying relevant to existing & new market needs.

OR Victor Taichung will achieve this by continuous self-audit, improvement and by embracing new trends in the industry.

VERTICALLY INTEGRATED MANUFACTURING

OR Victor Taichung has one-stop manufacturing capabilities, including precision casting, a five-axis double column machining center, 3 five-face machining centers, self-produced spindle and live turrets, an automated sheet metal factory, and VPS Flow line manufacturing. With such manufacturing capabilities, OR Victor Taichung is committed to matching all product needs, matching economical costs, achieving the highest level of processing efficiency, and delivering the best added-value for its customers.




In order to achieve high quality and high precision results, OR Victor Taichung has invested over one hundred million US dollars in two gantry grinding machines and one five-axis machining center from the German company WALDRICH COBURG. Furthermore, in order to be the leading machine tool manufacturing company in the world, OR Victor Taichung has purchased high-end equipment from Japanese companies such as YASDA's horizontal machining center and TOSHIBA's five-face machines.



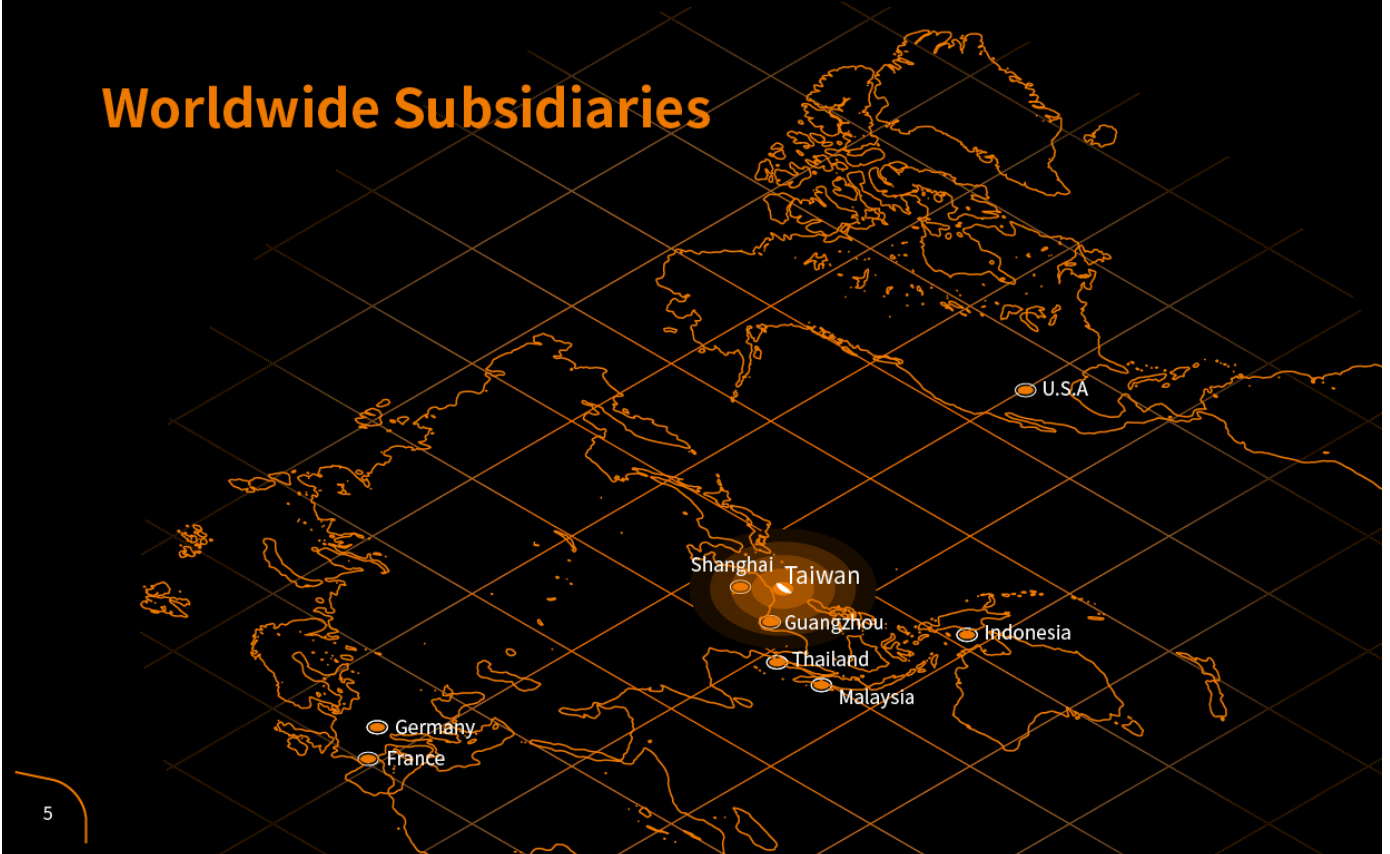
SMART MANUFACTURING





OR Victor Taichung's operational headquarters are located in Taichung (a city in central Taiwan). The company also has business offices in Guangzhou and Shanghai in Mainland China, as well as in the United States, France, Germany, South Africa, Malaysia, Thailand, Indonesia and a few other places. The company's main product portfolio for industrial automation includes CNC lathes, multi-tasking machines, vertical/horizontal machining centers, plastic injection-molding machines. OR Victor Taichung also owns six business groups which produce machine tools, plastic injection machines, precision casting, processing and sheet metal, gear components, and environmentally friendly materials. In addition, OR Victor Taichung continuously invests in R&D such as smart machinery and smart factory manufacturing in order to be a leading enterprise in Taiwan's smart machinery industry.

Worldwide Subsidiaries



EVOLUTION







- **1954**
Company is founded
- **1955**
Launches the first mobile bullhead planer
- **1975**
Launches high-speed precision lathe
- **1976**
VICTOR international trademark is registered to open up the export market
- **1979**
Launches horizontal numerical control lathe, C-16
- **1981**
Launches computer numerical milling machine, VM-3
- **1989**
The first overseas office is established in the UK
Launches the Vturn-16 series of CNC machine tools
- **1993**
OR, the company's logo, is introduced
Develops the first FMS automated production line (FMS-Flexible Manufacturing System) in Taiwan
- **1994**
Becomes the first machine tools company to be awarded the 5th Symbol of national Quality in Taiwan

Symbol of national Quality



- **1999**
Launches vertical numerical control lathe, Vturn-V18W
- **2009**
Launches turning and milling machine, Vturn-X200
- **2011**
Taiwan's top 100 brands 
- **2013**
National Industrial Innovation Award 
- **2015**
Launches machining center, Vcenter-P106
- **2017**
TPM advanced Special award 
- **2020**
OR Victor Taichung's smart factory and global operations headquarters are completed and opened



- **2021**
 -  A' Design Award 2021
 -  PARIS Design Awards 2021
 -  MUSE Design Award 2021
 -  Novum Design Award 2021

CNC LINE UP

Multi-Tasking or Multi-Turret Machines

p.9

XMT

VMT-X series

2100 mm (82.7")



~15" chuck



Mill/Turn by B-axis tool spindle




Vturn-Q series

600 mm (23.6")



~8" chuck



3 turret for Quick and Quantitative production



Turning Centers

p.11


HTL

Vturn-NP series

400 mm (15.7")



~8" chuck



Cost effective (Linear motion guideways)



Vturn-Essential + S series

4250 mm (167.3")



~24" chuck



Belt driven spindle available with C axis



Vturn-A series

1300 mm (51.2")



~15" chuck



Built-in spindle available with C/Y axes & Subspindle




VTL

Vturn-V series

~40" chuck



850 mm (33.5")



Essential VTL available with C axis

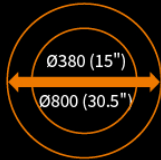


Machining Centers

p.15

VMC

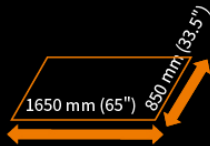
Vcenter-AX series



5-axis machining



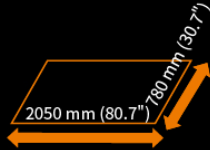
Vcenter-Essential + F/G series



Belt driven spindle up to 10000 rpm
Box slideways available



Vcenter-P/A series

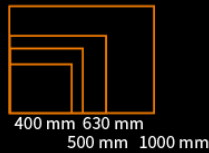


Directly coupled spindle up to 15000rpm
High rapid feeds



HMC

Vcenter-H series



Essential HMC with APC



Wheel Machining & Turnkey

p.21

W series



~26"



X-Series: Multi Tasking with Swivel Head and Milling Spindle



VMT X200

- Turning & Milling in one set-up
- Roller geared swivel tool-spindle
- Y-axis travel 260 mm
- Max. turning dimension Ø500 x 1075 mm
- Turning spindle 4200 rpm/22 kW with 8" chuck
- Milling spindle 12000 rpm/22 kW with HSK-T63 tooling
- ATC-40 tools

VMT X400

- Turning & Milling in one set-up
- Y-axis travel 420 mm
- Max. turning dimension Ø720 x 2100 mm
- Turning spindle 3000 rpm/30 kW with 12" chuck
- Milling spindle 12000 rpm/22 kW with HSK-T63 tooling
- ATC-60 tools

Multi-Tasking or Multi-Turret Machines





Specification		VMT-X200	VMT-X400
Chuck size (twin chucks)	Inch	8 + opt. 8	12 + opt. 12
Bar capacity	mm	52 (opt. 65)	91 (opt. 105)
Max. turning diameter	mm	500 (tool length 70 mm)	720 (tool length 70 mm)
X1 - axis travel (upper tool spindle)	mm	635 (515 + 125)	840 (715 + 125)
Z1 - axis travel (upper tool spindle)	mm	1170 (95 + 1075)	2230 (130 + 2100)
Y - axis travel (upper tool spindle only)	mm	260 (±130)	420 (±210)
B - axis (swivel head)	deg.	240 (-30~+210)	240 (-30~+210)
E - axis travel (2 nd spindle)	mm	1080	1960
X1/Z1/Y axis feed (upper tool spindle)	m/min	36 / 36 / 36 / 24	36 / 36 / 36 / 24
X1/Z1/Y/B axis motor power	kW	5.5 / 7 / 4 / 2.5	9 / 9 / 7 / 2.5
Twin spindle speed	rpm	4200	3000
Twin spindle motor power (cont./30min/S3_25%)	kW	15 / 18.5 / 22	22 / 26 / 30
Turret type (tool spindle)	rpm	Milling head with ATC	Milling head with ATC
Continuous indexing resolution:	deg.	0.001 (by roller cam)	0.001 (by roller cam)
Max. speed	rpm	12000	12000
Milling motor power (cont./30min/S3_25%)	kW	15 / 18.5 / 22	15 / 18.5 / 22
Tool specification	-	HSK-T63	HSK-T63
Max. tool diameter (w/t adjacent tools)	mm	95 (125)	100 (150)
Max. tool length	mm	300	400
Max. tool weight	kg	7	7
Tool capacity	-	40	60 (opt. 90, 120)
Tool exchange time	sec	2.0 (T-T), 6.0 (C-C)	2.2 (T-T), 7.2 (C-C)
Tank capacity	L.	300	750
Controller		Fanuc 0i-TF Plus (15")	Fanuc 0i-TF Plus (10.4")
Power requirement	KVA	57 (74)	66 (90)
Floor requirement (including chip conveyor)	mm	5437 x 3034 x 2906	7945 x 3316 x 3320
Net weight	kg	12000	23500

Q-Series:Quantitative Production

Vturn

Q200

- 3 turrets with Y-axis for Quick & Quantitative production
- Twin spindles output more than double at limited floor space
- 16 station BMT-55 turret assures sufficient tools
- Built-in unmanned automation




Specification		Vturn-Q200T3(M3) Vturn-Q200T3Y3	Vturn-Q200T2(M2) Vturn-Q200T2Y2
Chuck size (twin chucks)	inch	8+8	8+8
Bar capacity	mm	52 (opt. 65)	52 (opt. 65)
Max. turning diameter	mm	298 248	298 248
X1/X2/X3 - axis travel	mm	185+20 160+20	185+20 160+20
Z1/Z2/Z3 - axis travel	mm	Z1/Z3: 230, Z2: 600	Z1: 600, Z2: 600
Y1/Y2/Y3 - axis travel	mm	90 (±45)	90 (±45)
E-axis travel (right spindle)	mm	600	600
Rapid feed	m/min	X1/X2/X3:24, Z1/Z2/Z3:36, E:24, Y1/Y2/Y3:12	X1/X2:24, Z1/Z2:36, E:24, Y1/Y2:12
Axis feed motor power	kW	X1/X2/X3:4, Z1/Z2/Z3:3, E:3, Y1/Y2/Y3:3	X1/X2:4, Z1/Z2:3, E:3, Y1/Y2:3
Twin spindle speeds	rpm	5000	5000
Twin spindle motor power	kW	22 / 25	22 / 25
Tool station	no	3 x 12 3 x 16	2 x 12 2 x 16
Tool shank	mm	□ 20 (BMT-55)	□ 20 (BMT-55)
Milling speed	rpm	6000	6000
Milling motor power	kW	4.5	4.5
Tank capacity	L.	420	420
Controller		Fanuc 31i (15")	Fanuc 0i-TF Plus (10.4")
Power requirement	KVA	80	70
Floor requirement	mm	4803 x 2335 x 2410	4803 x 2335 x 2410
Net weight	kg	10500 (10700) 11200	9060 (9260) 9560

Essential Series: Horizontal Turning Lathes (HTL)

Vturn

NP16/NP20


- LM (linear motion) slideways (roller type)
- Machine width 1.5 m (59") / 2.0 m (78")
- Turning length 250 mm (9.8") / 400 mm (15.7")
- Servo turret
- Rear / Right chip disposal



Vturn

16/20/26 (HD)
20E/26E


- Box slideways for heavy cutting
- Belt-driven spindle
- Available with Fanuc Oi-TF Plus (10.4", Type 3) control (Vturn-20E/26E)



VturnII

16/20

- Shortened belt-driven spindle for smooth cutting
- One-piece slant bed with highly ribbed for stable cutting
- Servo driven turret
- C-axis available



Specification		Vturn-NP16 (CM) Vturn-NP20 (CM)	Vturn-16 Vturn-20 (Vturn-20E)	VturnII-16(CV) VturnII-20(CV)	Vturn-26/60E Vturn-26/110E	Vturn-26/60 (HD) Vturn-26/110 (HD)
Chuck size	Inch	6 8	6 8	6 8	10	10
Maximum turning diameter	mm	260 (200) 320 (260)	230	440 (330)	380	380
Bar capacity	mm	42 52	40 52	40 52	75	75
X axis travel	mm	130+20 (100+50) 160+20 (130+50)	115+20	220+20 (135+105)	190+50	190+50 (205+50)
Z axis travel	mm	250 400	600	510	610 1090	610 1090
Y-axis travel	mm	N/A	N/A	±45	N/A	N/A
Rapid feed rate - X/Z	m/min	30 / 30	20 / 24 (12 / 15)	20 / 24	12 / 15	20 / 24
Feed motor - X/Z	kW	1.8 / 1.8	1.6 / 3	1.6 / 3	2.5 / 2.5	3 / 3 (3 / 4)
Feed motor - Y	kW	N/A	N/A	1.6	N/A	N/A
Spindle motor - cont / 30 min	kW	5.5 / 7.5 7.5 / 11	7.5 / 9.0	11 / 15	15 / 18.5	15 / 18.5 (18.5 / 22)
Spindle speed	rpm	6000 4200	6000 4200	6000 4200	2500 (opt. 3500)	3500 (2500 for LSB)
Sub-spindle motor	kW	N/A	N/A	N/A	N/A	N/A
Tool station		12 (12 live)	12 10 (opt. 8)	12 (12 live) 10 (opt. 8)	10	10
Tool shank	mm	□ 20 (BMT-45) □ 25 (BMT-55)	□ 20 □ 25	□ 20 (VDI-30) □ 25 (VDI-30)	□ 25	□ 25
Milling speed	rpm	4000 (opt. 6000)	-	3000	-	-
Milling motor	kW	2.2	-	3	-	-
Coolant tank capacity	L	160 240	87	130	100 130	100 130
Fanuc controller		0i-TF Plus (10.4")	0i-TF Plus (10.4")	0i-TF Plus (10.4")	0i-TF Plus (10.4")	0i-TF Plus (10.4")
Power requirement	KVA	14 (15) 17 (18)	17 21	21 (28)	26	27 (31)
Machine dimension (L x W x H)	m	1.5 x 2.1 x 1.8 2.0 x 2.3 x 1.9	3.3 x 1.5 x 1.65	3.2 x 1.7 x 1.7	3.8 x 1.7 x 2 4.3 x 1.7 x 2	3.8 (3.9) x 1.7 x 2 4.4 (4.5) x 1.7 x 2
Net weight (incl. std accessories)	kg	3450 (3600) 3800 (3950)	4000	4500 (4650)	5000 5600	5000 5600

*CM: C-axis with BMT turret, CV: C-axis with VDI turret, YCM: Y-axis with BMT turret

Vturn

S26/S36

- Shortened belt-driven spindle for smooth cutting
- One-piece slant bed with highly ribbed for stable cutting
- Servo driven turret
- C-axis available



Vturn

36/40/45/46

- Turning length up to 4250 mm
- Gearbox 2-step or 4-step
- C-axis available
- Large spindle bore 160 mm available
- Y-axis available (Vturn-40YCM)





Vturn-S26/60 (CM) Vturn-S26/110 (CM)	Vturn-S36/85 (CM)	Vturn-36/85(CV) Vturn-36/125(CV)	(A) Vturn-40/125 (CV)[YCM/CM] (B) Vturn-40/220 (CV)[YCM/CM] (C) Vturn-40/325 (CV)[YCM/CM] (D) Vturn-40/425 (CV)[YCM/CM]	(A) Vturn-45/125 [CM] (B) Vturn-45/220 [CM] (C) Vturn-45/325 [CM] (D) Vturn-45/425 [CM]	Vturn-46 (CV)
10	12	12	15	15	15
430 (420)	580 (580)	550 (458)	620 (390) [560 / 580]	620 [580]	730 (528)
75 (opt. 91)	91 (opt. 117.5)	91 (145 for LSB)	91 (opt. 105)	117.5 (145 for LSB)	110
215+25 (210+30)	290+30 (270+50)	275+30 (156+199)	310+30 (107+165) [280+120/290+50]	310+30 [290+50]	365+25 (186+234)
610 1100 N/A	855 N/A	855 1255 N/A	(A) 1250 (B) 2200 (C) 3250 (D) 4250 ±80	(A) 1250 (B) 2200 (C) 3250 (D) 4250 N/A	1650 N/A
18 / 24 3 / 4 N/A	18 / 20 3 / 4 (4 / 4) N/A	12 / 15 3 / 4 N/A	(A) 20 / 20 (B) 20 / 20 (C) 20 / 12 (D) 20 / 8 4 / 7 (7 / 7) N/A	(A)20 / 20 (B)20 / 20 (C)20 / 8 (D)20 / 8 4 / 7 N/A	12 / 15 3 / 4 (opt. 7) N/A
15 / 18.5 (opt. 18.5 / 22)	22 / 26 with gearbox	22 / 26 with gearbox (37 / 45 built-in for CV)	30 / 37 with gearbox (37 / 45 built-in for CV/YCM/CM)	30 / 37 with gearbox	30 / 37 with gearbox
3500 N/A	2500 N/A	2500 (1300 for LSB) N/A	2500 N/A	2000 (1300 for LSB) N/A	1500 N/A
10 (12 live)	10 (12 live)	10 (6+6 live)	10 (6+6 live)[12 live]	10 (opt. 12)[12 live]	10 (6+6 live)
□ 25	□ 32 (BMT-75)	□ 32 (VDI-50)	□ 32 (VDI-50) [BMT-75]	□ 32 [BMT-75]	□ 32 (VDI-50)
4000 (opt. 6000)	3000	3000	3000	3000	3000
4.5 330 380	7 250	7 130 150	7 (A) 600 (B) 700 (C) 850 (D) 950	7 (A) 600 (B) 700 (C) 850 (D) 950	7 250
0I-TF Plus (10.4")	0I-TF Plus (10.4")	0I-TF Plus (10.4")	0I-TF Plus (10.4")	0I-TF Plus (10.4")	0I-TF Plus (10.4")
27 (29)	38 (46 for CM)	41 (52 for CV)	50 (62 for CV/YCM/CM)	50 (55 for CM)	45 (50 for CV)
4.0 x 1.8 x 1.9 4.7 x 1.8 x 1.9	5.0 x 2 x 2.2	4.7 x 2 x 2.2 5.2 x 2 x 2.2	(A) 5.3 x 2.1 x 2.2 (B) 6.7 x 2.1 x 2.2 (C) 8.1 x 2.7 x 2.2 (D) 9.5 x 2.2 x 2.3 (A) 12700 [13300/13100 (B) 15500 [15800/15600] (C) 19000 [19500/19300] (D) 22000 [22500/22300]	(A) 5.3 x 2.1 x 2.2 (B) 6.7 x 2.1 x 2.2 (C) 8.1 x 2.7 x 2.2 (D) 9.5 x 2.2 x 2.3 (A) 12700 [13000] (B) 15500 [15800] (C) 19000 [19300] (D) 22000 [22300]	6.2 x 3 x 2.4 13500
6130 (6230) 6730 (6830)	9000 (9100)	8300 8700			

A-Series:Advanced Direct Drive Technology

Vturn

A16/A20/A26

- High Cpk value
- DDS built-in spindle
- Victor's own servo turret
- C-axis and Y-axis avail. with BMT or VDI turrets
- Available with subspindle.
- Front removal coolant tank



Specification		Vturn-A16/60 (SV)[SM]	Vturn-A16/60CV (SCV)[CM/SCM]	Vturn-A26/85 (SV/SM)	Vturn-A26/85CV (SCV/CM/SCM)
		Vturn-A20/60 (SV)[SM]	Vturn-A20/60CV (SCV)[CM/SCM]	Vturn-A26/130 (SV/SM)	Vturn-A26/130CV (SCV/CM/SCM)
Chuck size	Inch	6 8	6 8	10 (opt. 12)	10 (opt. 12)
Maximum turning diameter	mm	390 (330)[280]	330 (330)[280]	420 (381)	351 (381)
Bar capacity	mm	40 52 (opt. 66)	40 52 (opt. 66)	75 (opt. 91, 105)	75 (opt. 91, 105)
X axis travel	mm	195+25 (165+35)[140+60]	135+115 (165+35) [140+60]	210+50 (190.5+69.5)	142.5+117.5 (190.5+69.5)
Z axis travel	mm	600	600	850 1300	850 1300
Y axis travel	mm	-	±45	-	±55
Rapid feed rate - X/Z	m/min	X / Z:24 / 24 (B: 15)	X / Z:24 / 24 (B:15)	X / Z:24 / 24 (B:15)	X / Z:24 / 24 (B:15)
Rapid feed rate - Y	m/min	-	10	-	10
Feed motor - X/Z (B)	kW	X:4, Z:3 (B:3)	X:4, Z:3 (B:3)	X:4, Z:4 (B:4)	X:4, Z:4 (B:4)
Feed motor - Y	kW	-	4	-	4
Spindle motor	kW	11 / 18.5 15 / 22	11 / 18.5 15 / 22	15 / 22 (LSB 30 / 37)	15 / 22 (LSB 30 / 37)
Spindle speed	rpm	6000 5000	6000 5000	3500 (LSB 3000)	3500 (LSB 3000)
Sub-spindle motor	kW	10 / 15	10 / 15	11 / 18.5	11 / 18.5
Tool station (live)	no.	12	12 (12 live)	12	12 (12 live)
Tool shank	mm	□ 20 (VDI-30)[BMT-55]	□ 20 (VDI-30)[BMT-55]	□ 20 (VDI-30)[BMT-55]	□ 25 (VDI-40)[BMT-65]
Milling speed	rpm	-	3000 (4000)	-	3000 (4000)
Milling motor	kW	-	4.5	-	4 (5.5)
Coolant tank capacity	L.	290	290	360 410	360 410
Fanuc controller		0i-TF Plus (10.4")	0i-TF Plus (10.4")	0i-TF Plus (10.4")	0i-TF Plus (10.4")
Power requirement	KVA	26 (27)[27] 30 (31)[31]	27 (39)[39] 28 (40)[39]	30 (34)	32 (45)
Machine dimension (L x W x H)	mm	2930 x 1750 x 1850	2950 x 1740 x 1850	3425 x 2100 x 1935 4100 x 2100 x 1935	3425 x 2100 x 1935 (2325) 4100 x 2100 x 1935 (2325)
Net weight	kg	5700 (5900) 5800 (6000)	5700 (5900) 5800 (6000)	7600 (7800) 9000 (9200)	7600 (7800) 9000 (9200)


SV: Sub-spindle (B-axis) & VDI turret, CV: C-axis VDI turret, CM: C-axis BMT turret, YCV(M) Y-axis and C-axis VDI (BMT) turret

Essential Series:Vertical Turning Lathes (VTL)

Vturn

V560

- Box slideways
- Heavy cutting
- C-axis available



Vturn

V760


- Box slideways
- 2-step gearbox
- C-axis available



Vturn

V1000

- Box slideways
- 2 step gearbox
- BMT-85 turret
- C-axis available



Specification		Vturn-V560 (CV)	Vturn-V760 (CV/CM)	Vturn-V1000 (CM)
Chuck size	Inch	12 (opt. 10, 15, 18)	18 (opt. 21, 24, 28, 32)	24 (opt. 28, 32, 40)
Maximum turning diameter	mm	560	760	1000
X axis travel	mm	280+130	380+40 (380+30)	500+40
Z axis travel	mm	540	780	850
Rapid feed rate - X/Z	m/min	15 / 24	20 / 20	20 / 20
Feed motor power - X/Z	kW	4 / 4	4 / 7	4 / 7
Spindle motor	kW	15 / 18.5 (αP30) opt. 18.5 / 22 (αP40)	30 / 37 with ZF gearbox	37 / 45 with ZF gearbox
Spindle speed	rpm	2500 (opt. 3500)	2000	1500
Tool station	no.	8 (8 live)	12 (12 live)	12 (12 live)
Tool shank	mm	□ 32 (VDI-40)	□ 32 (VDI-50/BMT-85)	□ 32 (BMT-85)
Milling speed	rpm	3000	3000	3000
Milling motor power	kW	4	7	7
Coolant tank capacity	L.	260	300	400
Fanuc controller		0I-TF Plus (10.4")	0I-TF Plus (10.4")	0I-TF Plus (10.4")
Power requirement	KVA	29 (33 for CV)	35 (39 for CV/CM)	56 (60 for CM)
Machine dimension (L x W x H)	mm	1560 x 3250 x 2943	2032 x 3915 x 3400	2510 x 4155 x 3550
Net weight	kg	6100	12500	16000




*CV: C-axis with VDI turret, CM: C-axis with BMT turret

AX-Series:5-Axis Machining

Vcenter

AX380/AX630

- Trunnion type tilting table (A+C axes for Vc-AX380, B+C axes for Vc-AX630) with innovative non-backlash roller-cam mechanism
- Higher rotating speed and accuracy than conventional worm gear mechanism shorten cycle time
- Higher clamping rigidity than DD motor facilitates 4+1 axis heavy cutting
- BBT-40 spindle 12000 rpm (15 kW)



Vcenter

AX800

- Swivel head (B-axis) and rotary table (C-axis) facilitate 5-axis machining of large parts, up to 1000mm in diameter
- C-axis table is clamped at high torque 3433 Nm for heavy cutting
- The B-axis swivel head includes a hirth coupling with 1° increment further enhancing the rigidity and 4 + 1 axis machining capability
- BBT-40 built-in spindle 15000 rpm (22 kW)


Specification		Vcenter-AX380	Vcenter-AX630	Vcenter-AX800	Vcenter-AX800 II
X axis travel	mm	700	700	1600	1600
Y axis travel	mm	500	500	700	700
Z axis travel	mm	540	500	600 (vertical milling) 1000 (horizontal milling)	600 (vertical milling) 740 (horizontal milling)
Rapid feed rate - X/Y/Z	m/min	48 / 48 / 48	48 / 48 / 48	30 / 30 / 30	30 / 30 / 30
Axis feed motor - X/Y/Z	kW	4 / 4 / 7	7 / 4 / 7	9 / 7 / 9	9 / 7 / 9
Tilting (swivel) / rotary angles	deg.	-120 ~ 30 / 360	-30 ~ 110 / 360	-30 ~ 110 / 360	-110 ~ 30 / 360
Rotary rapid feed rate - A/C or B/C	rpm	33.3 / 40	16.7 / 33.3	20 / 25	20 / 25
Axis feed motor - A/C or B/C	kW	3 / 1.6	3 / 1.6	4 / 4	4 / 4
Continuous indexing resolution	deg	0.001 (roller cam drive)	0.001 (roller cam drive)	0.001 (roller cam drive)	0.001 (roller cam drive)
Table work area	mm	ø380	ø630 x 500	1250 x ø800	ø800
Max. table load (rotary)	kg	200	300	1200	1200
Max. table load (fixed + rotary)	kg	-	-	2400	-
Spindle taper		BBT-40	BBT-40	BBT-40	BBT-40
Spindle motor - cont./30/10min	kW	7.5 / 11 / 15 (opt. 7.5 / 11 / 15 with CTS)	11 / 15 / 18.5 (opt. 7.5 / 11 / 15 with CTS)	15 / 18.5 / 22	15 / 18.5 / 22
Spindle speed	rpm	12000 (opt. 15000)	12000 (opt. 15000)	15000	15000
Max. tool length	mm	300	300	300	300
Max. tool weight	kg	7	7	7	7
Magazine capacity		30 (opt. 40)	30 (opt. 40, 60)	40 (opt. 60)	40 (opt. 60)
Max. tool diameter (without adjacent tools)	mm	76 (125)	76 (125)	76 (125)	76 (125)
Tool exchange time	sec	2.3 (T-T), 6.0 (C-C)	2.5 (T-T), 5.5 (C-C)	2.8 (T-T), 7.7 (C-C)	2.8 (T-T), 7.7 (C-C)
Coolant tank capacity	L.	400	400	450	450
Std. Fanuc controller		0i-MF Plus (10.4")	0i-MF Plus (10.4")	0i-MF Plus (10.4")	0i-MF Plus (10.4")
Power requirement	KVA	36 (excl. CTS)	33 (excl. CTS)	44 (excl. CTS)	44 (excl. CTS)
Floor space requirement (with conveyor)	mm	3195 x 2848 x 2962	3581 x 4755 x 3038	5575 x 4321 x 3433	5575 x 4621 x 3433
Machine weight	kg	6000	9000	15500	16000

A-Series:Advanced Direct Drive Technology

Vcenter

A85/A110/A130


- Z-axis acceleration 0.75G (0.6G for Vcenter-A130)
- High rapid feed:
 - 42/42/42 m/min (1653/1653/1653 IPM) for Vcenter-A85/A110
 - 36/36/36 m/min (1417/1417/1417 IPM) for Vcenter-A130
- Directly-coupled 12000 rpm spindle



Vcenter

205(Moving column)

- Long fixed table
- BT-40/12000 rpm
- Pendulum machining
- High versatility



Specification		Vcenter-A85	Vcenter-A110	Vcenter-A130	Vcenter-205
X axis travel	mm	850	1100	1300	2050
Y axis travel	mm	600	600	780	550
Z axis travel	mm	560	560	700	560
Rapid feed rate - X/Y/Z	m/min	42 / 42 / 42	42 / 42 / 42	36 / 36 / 36	30 / 30 / 30
Feed motor - X/Y/Z	kW	4.5 / 4.5 / 5.5	4.5 / 4.5 / 5.5	4.5 / 4.5 / 5.5	4 / 3 / 4
Table work area	mm	1100 x 600	1350 x 600	1400 x 700	2500 x 550
Max. table load	kg	1000	1200	1500	1200
Spindle taper		BT-40	BT-40	BT-40	BT-40
Spindle motor - cont/30/10min	kW	7.5 / 11 / 15 opt. 15 / 18.5 / -	7.5/11/15 opt.15/18.5/-	7.5/11/15 opt.15/18.5/-	7.5/11/15 opt.15/18.5/-
Spindle speed	rpm	12000 (opt. 15000)	12000 (opt. 15000)	12000 (opt. 15000)	12000 (opt. 15000)
Max. tool diameter (w/t adj. tools)	mm	80 (125)	80 (125)	76 (125)	80 (127)
Max. tool length	mm	300	300	300	230
Max. tool weight	kg	7	7	7	8
Magazine capacity		24 (opt. 32)	24 (opt. 32)	24 (opt. 40)	24 (opt. 32, 40)
Tool exchange time	sec	2.1 (T-T), 5.5 (C-C)	2.1 (T-T), 5.5 (C-C)	2.1 (T-T), 5.5 (C-C)	2.9 (T-T), 7.2 (C-C)
Coolant tank capacity	L	400	550	650	600
Fanuc controller		0I-MF Plus (10.4")	0I-MF Plus (10.4")	0I-MF Plus (10.4")	0I-MF Plus (10.4")
Power requirement	KVA	40 (excl. CTS)	40 (excl. CTS)	40 (excl. CTS)	40 (excl. CTS)
Machine dimension (L x W x H)	mm	3480 x 3577 x 3007	4180 x 3577 x 3007	4281 x 4304 x 3158	5300 x 3180 x 3045
Machine weight	kg	7070	7400	11000	9840

Essential Series : Vertical Machining Centers (VMC) – Only Arm-Type ATC for

Vcenter

55

- Compact VMC with LM guideways
- Y-axis travel 460 mm
- Rapid feeds 36/36/36 m/min
- 8000 rpm BT-40 spindle
- α P spindle motor enhances low speed cutting

Vcenter

F76/F106

- Fantastic price for high performance
- Y-axis travels 500/600 mm (F76/F106)
- Rapid feeds 32/32/32 m/min
- 8000 rpm BT-40 spindle
- Roller-type LM guideways
- Screw chip removers included

Vcenter

85B/102B/G135/165

- Boxways for all axes
- 4 off slideways for Y-axis
700 mm for Vc-G135
850 mm for Vc-165
- BT-40 spindle with α P spindle motor enhances low speed cutting (for Vc-85B/102B)
- BT-50 with 2-step gearbox (opt. for Vc-85B/102B)




Specification		Vcenter-55	Vcenter-F76 Vcenter-F106	Vcenter-102E	Vcenter-85B Vcenter-102B	Vcenter-G135	Vcenter-165
X axis travel	mm	550	760 1060	1020	850 1020	1350	1650
Y axis travel	mm	460	500 600	600	520 (opt. 600)	700	850
Z axis travel	mm	460	510 (opt. 690) 560 (opt. 760)	560	560	700	900
Rapid feed rate - X/Y/Z	m/min	36 / 36 / 20	32 / 32 / 32	24 / 24 / 20	20 / 20 / 18 (B)	20 / 20 / 18	20 / 20 / 18
Feed motor - X/Y/Z	kW	3 / 3 / 3	2.5 / 2.5 / 3	2.5 / 2.5 / 2.5	3 / 3 / 3	3 / 3 / 3	4 / 4 / 7
Table work area	mm	800 x 460	840 x 500 1020 x 520	1100 x 510	1100 x 510	1400 x 700	1700 x 800
Max. table load	kg	500	500 600	750	1000	2200	2500
Spindle taper		BT-40	BT-40	BT-40	BT-40	BT-50	BBT-50
Spindle motor - cont / 30 / 10 min	kW	5.5 / 7.5	11 / 15	11 / 15	7.5 / 9	15 / 18.5	15 / 18.5
Spindle speed	rpm	8000 (opt. 10000)	8000 (opt. 10000)	8000 (opt. 10000)	6000	6000	6000
Max. tool diameter (w/t adj. tool)	mm	80 (125)	75 (150)	80 (125)	80 (125)	127 (250)	127 (250)
Max. tool length	mm	300	300	300	300	400	400
Max. tool weight	kg	8	7	8	8	15	15
Magazine capacity	no.	24	24	24	24	24 (opt. 30, 40)	24 (opt. 32, 40)
Tool exchange time	sec	1.5 (T-T), 4.9 (C-C)	2.4 (T-T), 5.7 (C-C)	1.5 (T-T), 6.2 (C-C)	1.5 (T-T), 5.9 (C-C)	4 (T-T), 11.3 (C-C)	4.6 (T-T), 10.9 (C-C)
Coolant tank capacity	L.	225	220 300	280	265 280	350	760
Fanuc controller		0i-MF Plus (10.4")	0i-MF Plus (10.4")	0i-MF [Type 3]	0i-MF Plus (10.4")	0i-MF Plus (10.4")	0i-MF Plus (10.4")
Power requirement	KVA	23	22	23	23	30	30
Machine dimension (L x W x H)	mm	1955 x 2350 x 2500	2710 x 2419 x 2731 2796 x 3339 x 2872	2750 x 2485 x 2640	2450 x 2400 x 2640 2750 x 2400 x 2640	4293 x 2963 x 3074	4276 x 3370 x 3614
Machine weight	kg	4000	5260 6250	6100	5700 6100	12100	16420

Quick Tool Exchange

Vcenter

P76/P76APC


- Roller-type LM slideways
- Rapid feeds 48/48/32 m/min
- BBT-40 directly coupled 12000 rpm spindle
- Auger (screw) conveyor
- APC (Auto Pallet Changer) available



Vcenter

P106/P136

- Roller-type LM slideways
- Rapid feeds 48/48/32 m/min (Vc-P106)
- BBT-40 directly coupled 12000 rpm spindle
- 30 tool magazine with auto-door
- 4 off slideways in Y-axis (Vc-P136)




Specification		Vcenter-P76 Vcenter-P76APC	Vcenter-P106	Vcenter-P136
X axis travel	mm	760	1060	1360
Y axis travel	mm	500 460	600	700
Z axis travel	mm	510 (opt. 690) 540	560 (opt. 760)	700
Rapid feed rate - X/Y/Z	m/min	48 / 48 / 32	48 / 48 / 32	32 / 32 / 32
Feed motor - X/Y/Z	kW	3 / 3 / 3	3 / 3 / 3	3 / 3 / 3
Table work area	mm	840 x 500	1120 x 520	1400 x 700
Max. table load	kg	500	600	1000
Spindle taper		BBT-40	BBT-40	BBT-40
Spindle motor - cont / 30 / 10 min	kW	11 / 15 / 18.5	11 / 15 / 18.5	11 / 15 / 18.5
Spindle speed	rpm	12000 (opt. 15000)	12000 (opt. 15000)	12000 (opt. 15000)
Max. tool diameter (w/t adj. tool)	mm	75 (150)	75 (150)	75 (150)
Max. tool length	mm	300	300	300
Max. tool weight	kg	7	7	7
Magazine capacity	no.	30 (opt. 40)	30 (opt. 40)	30 (opt. 40)
Tool exchange time	sec	2.2 (T-T), 6.0 (C-C)	2.3 (T-T), 6.3 (C-C)	2.3 (T-T), 7.7 (C-C)
Coolant tank capacity	L.	260	270	350
Fanuc controller		0i-MF Plus (10.4")	0i-MF Plus (10.4")	0i-MF Plus (10.4")
Power requirement	KVA	23	23	23
Machine dimension (L x W x H)	mm	2750 x 2719 x 2731 2750 x 3227 x 2920	3363 x 2812 x 2841	3710 x 2983 x 3160
Machine weight	kg	4900 6500	6450	9000

Essential Series : Horizontal Machining Centers (HMC) and FMC

Vcenter

H400

- BBT-40/15000 rpm (built-in)
- Rapid feed 48/48/48 m/min (1890/1890/1890 IPM)
- Rotary APC (400 kg, 880 lbs)



Vcenter

H500HS/H500


- Built-in spindle:
 - BT-40/15000 rpm for Vc-H500HS
 - BT-50/6000 rpm for Vc-H500
- Rapid feeds:
 - 30/30/24 m/min (1181/1181/945 IPM) for Vc-H500HS
 - 24/24/24 m/min (945/945/945 IPM) for Vc-H500
- Rotary APC (800 kg, 1760 lbs)



Specification		Vcenter-H400	Vcenter-H500HS	Vcenter-H500
X axis travel	mm	500	720	720
Y axis travel	mm	600	650	650
Z axis travel	mm	500	720	720
Rapid feed rate - X/Y/Z	m/min	48 / 48 / 48	30 / 30 / 24	24 / 24 / 24
Feed motor - X/Y/Z	kW	4.5 / 5.5 / 4.5	4 / 7 / 4	4 / 7 / 4
Table work area	mm	400 x 400	500 x 500	500 x 500
Max. table load	kg	400	800	800
Pallet exchange time (chip-chip)	sec	12.3	11	11
Spindle taper		BBT-40	BT-40	BT-50
Spindle motor - cont / 30 / 10 min	kW	18.5 / 22 (high winding)	18.5 / 22 (high winding)	11 / 15
Spindle speed	rpm	15000 (built-in)	15000 (built-in)	6000 (built-in)
Max. tool diameter (w/t adj. tool)	mm	80 (I10)	80 (200)	120 (240)
Max. tool length	mm	300	400	400
Max. tool weight	kg	7	7	20
Magazine capacity	no.	60	40 (opt. 60, 90)	40 (opt. 60)
Tool exchange time	sec	1.8 (T-T), 4.5 (C-C)	4.1 (T-T), 8.5 (C-C)	6.8 (T-T), 10.6 (C-C)
Coolant tank capacity	L	550	400	400
Fanuc controller		0i-MF Plus (10.4")	0i-MF Plus (10.4")	0i-MF Plus (10.4")
Power requirement	KVA	44 (54 with CTS)	50 (60 with CTS)	40 (50 with CTS)
Machine dimension (L x W x H)	mm	2580 x 5320 x 2571	4393 x 5393 x 2937	4393 x 5393 x 2937
Machine weight	kg	9000	12500	12500

Vcenter H630HS

- Built-in BBT-50/10000 rpm spindle
- Rapid feeds 48/48/48 m/min (1890/1890/1890 IPM)
- Rotary APC (1200 kg, 2640 lbs)



Vcenter H630HD

- BT-50/4500 rpm (geared)
- Rapid feed: 24/24/24 m/min (945/945/945 IPM)
- Linear APC (1200 kg, 2640 lbs)



Vcenter H1000

- BT-50/4500 rpm (geared)
- Rapid feed 15/15/15 m/min (590/590/590 IPM)
- Linear APC (2000 kg, 2400 lbs)




	Vcenter-H630HS	Vcenter-H630HD	Vcenter-H1000
	1000	900	1350
	850	800	1050
	900	710	1050
	48 / 48 / 48	24 / 24 / 24	15 / 15 / 15 (opt. 20 / 20 / 15)
	4 / 7 / 4	7 / 9 / 7	9 / 9 / 9
	630 x 630	630 x 630	1000 x 1000
	1200	1200	2000
	12	41	47
	BBT-50	BT-50	BT-50
	25 / 30	15 / 18.5 (opt. 18.5 / 22)	18.5 / 22 (opt. 22 / 26)
	10000 (built-in)	4500 (opt. 6000)	4500
	120 (240)	110 (245)	110 (245)
	400	450 (opt. 600)	600
	20	25	25
	60 (opt. 90, 120)	60 (opt. 90, 120)	90 (opt. 120)
	5.9 (T-T), 7.5 (C-C)	13.8 (T-T), 15.6 (C-C)	13.8 (T-T), 20.5 (C-C)
	550	500	600
	0I-MF Plus (10.4")	0I-MF Plus (10.4")	0I-MF Plus (10.4")
	69 (79 with CTS)	54 (60 with CTS)	54 (60 with CTS)
	3978 x 5396 x 3268	3635 x 5250 x 3195	4580 x 8400 x 3950
	17000	18000	31420

Essential Series : Wheel Machining and Automation

Vturn

V22W/V24W/V26W


- Vertical 4-axis (T4) or 2-axis (T2) lathes
- ACC (Auto Chuck Changer) available on Vturn-V24W
- High power spindle (45/55 kW, 60/74 HP) for heavy cutting
- 2 chip conveyors (T4 lathes)



Vturn

18W/22W

- Horizontal 2-axis lathes
- 18" / 22" wheel turning
- Cost-effective
- Built-in spindle available




Specification		Vturn-V22W Vturn-V22W-T2	Vturn-V24W	Vturn-V26W	Vturn-18W	Vturn-22W
Wheel range - turning	Inch	22.5 x 10.5	26 x 11 (24 x 11 with ACC)	26 x 13	18	22
Chuck size	Inch	HC-V1522	HC-V1724	HC-V1724 (opt. V1726)	HC-1218	HC-1520 or HC-1722
Maximum turning diameter	mm	630	710 660 (with ACC)	711	530	620
X1, X2 axis travel	mm	420	560	560	315	350
Z1, Z2 axis travel	mm	430	460	540	750	750
Rapid feed rate - X/Z	m/min	20 / 20	15 / 15	15 / 15	20 / 20	18 / 20
Feed motor - X/Z	kW	4 / 5	4 / 7	4 / 6	3 / 4	4 / 4
Spindle motor	kW	45 / 55 (opt. 60 / 75) 37 / 45	45 / 55 (opt. 60 / 75)	45 / 55 (opt. 60 / 75)	30 / 37	30 / 37
Spindle speed	rpm	2500	2000	2000	2500	2000
Tool station	no.	6 + 6 6	6 + 6	6 + 6	10	12 (opt. 10)
Tool shank	mm	VDI-40 (opt. 50) VDI-40	VDI-50	VDI-50	□ 32 (VDI-40)	□ 32 (VDI-50)
Coolant tank capacity	L.	950 540	1500	1500	360	400
Fanuc controller		0i-TF Plus (10.4")	0i-TF Plus (10.4")	0i-TF Plus (10.4")	0i-TF Plus (10.4")	0i-TF Plus (10.4")
Power requirement	KVA	74 61	77	75	45	47
Machine dimension (L x W x H)	mm	3160 x 3670 x 3374 2000 x 3791 x 3405	4000 x 4612 x 3350 (4000 x 5475 x 3350 with ACC)	3545 x 4040 x 3605	4730 x 2000 x 2150	5015 x 2531 x 2415
Net weight	kg	11000 7000	16500 (17000 with ACC)	15000	7620	8120

Vcenter

22W

- Vertical 4-axis M/C
- Rotary table with drilling fixture for rear boring on valve hole and TPMS hole up to 22" x 11.5J (or 24" x 10.5J)
- Arm type ATC
- Rapid feed 48/48/32 m/min (1890/1890/1260 IPM)



Vcenter

H26W

- Horizontal 4-axis M/C
- Even rear boring on PCD & valve holes up to 26"
- Rapid feed 48/48/48 m/min (1890/1890/1890 IPM)



Specification		Vcenter-22W	Vcenter-H26W
Wheel range - PCD & valve hole drilling	Inch	22 x 11.5J (24 x 10J)	26
Wheel range - decoration holes drilling	Inch	24	26
Axis travel - X/Y/Z	mm	850 / 650 / 610	720 / 620 / 520
Rapid feed rate - X/Y/Z	m/min	48 / 48 / 32	48 / 48 / 48
Feed motor - X/Y/Z	kW	3 / 3 / 3	4.5 / 5.5 / 4.5
Table work area	mm	HW-1322 fixture	HW-1324 fixture
Max. table load	kg	N/A	N/A
Spindle taper		BT-40	BT-40
Spindle motor - cont / 30 / 10 min	kW	11 / 15	18.5 / 22
Spindle speed	rpm	8000 (belt-driven)	8000 (built-in)
Max. tool diameter (w/t adj. tool)	mm	76 (125)	80 (125)
Max. tool length	mm	300	350
Max. tool weight	kg	8	7
Magazine capacity	no.	16 (disk)	12
Tool exchange time	sec	2.0 (T-T), 4.3 (C-C)	15
Coolant tank capacity	L	430	550
Fanuc controller		0i-MF Plus (10.4")	0i-MF Plus (10.4")
Power requirement	KVA	23	45
Machine dimension (L x W x H)	mm	3710 x 3559 x 3175	3540 x 4560 x 2645
Machine weight	kg	7450	10500

ONWARD RISE



TAIWAN **VICTOR TAICHUNG MACHINERY WORKS CO., LTD.**
 No. 1, Jingke Central 2nd Rd., Nantun Dist., Taichung City 40852, Taiwan, R.O.C.
 TEL : 886-4-23592101 FAX : 886-4-23592943 E-mail : info@mail.or.com.tw

USA

FORTUNE INTERNATIONAL INC.
 TEL : 1-732-2140700 FAX : 1-732-2140701

FRANCE

VICTOR FRANCE
 TEL : 33-1-64772000 FAX : 33-1-64772063

GERMANY

VICTOR GMBH
 TEL : 49-2261-478434 FAX : 49-2261-478327

SOUTH AFRICA

VICTOR FORTUNE (PTY) LTD.
 TEL : 27-11-3923800 FAX : 27-11-3923899

MALAYSIA

VICTOR MACHINERY (M) SDN. BHD.
 TEL : 60-3-56337180 FAX : 60-3-56337191

THAILAND

VICTOR (THAILAND) CO. LTD.
 TEL : 66-2-9263735 FAX : 66-2-9032373

INDONESIA

PT. VICTOR MACHINERY INDONESIA
 TEL : +62-21-88958504 FAX : +62-21-88958513

CHINA

VICTOR TAICHUNG MACHINERY (SHANGHAI)
 TEL : 86-21-59768018 FAX : 86-21-59768009

